



1.2L ELECTRIC LUNCH BOX

1.2公升電子飯盒

Model No.型號: GLB12DB

270W

Before using your product for first time, please read this instruction manual.

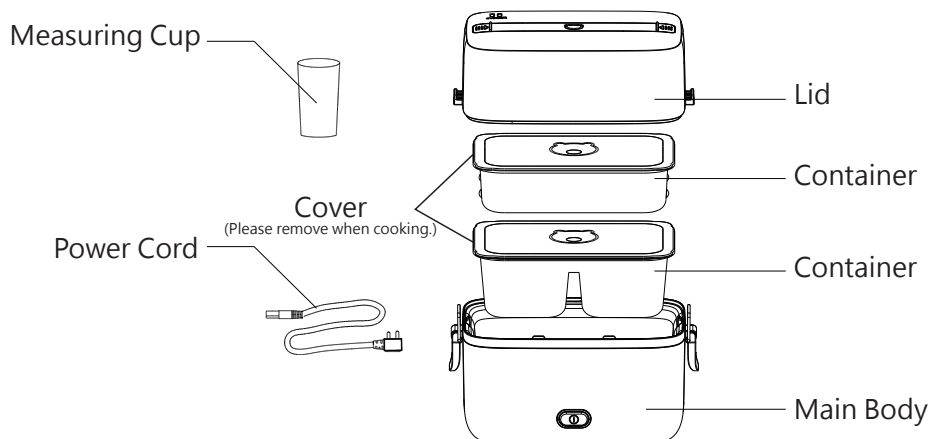
SAFETY INSTRUCTIONS

1. Please read these instructions carefully and retain for future reference.
2. This appliance is not intended for use by persons (including children under 8 years old with reduced physical, sensory or mental capabilities, or lack of experience and knowledge, unless they have been given supervision or instruction concerning use of the appliance by a person responsible for their safety. Children should be supervised to ensure that they do not play with the appliance.
3. Have any repairs carried out solely by a qualified electrician. Never try to repair the appliance yourself.
4. Use this appliance solely in accordance with these instructions.
5. Never use the appliance outdoors and in a humid room.
6. Before start use, ensure the power supply same as indicate at the appliances. All power supply should be earthed.
7. Appliances should place at a stable platform, keep away from children.
8. If the power cable is damaged, contact service center to replace a new cable. Do not change by yourself.
9. While selecting the features, do not press the button with great force, it will damage the button and control panel.
10. Any faulty operation, must turn off power and unplug the power supply. Do not unplug while your hand is wet, it will get electric shock.
11. Do not pull the line along sharp object / sharp edges, crimp the wire or let it hang down. Also put away from hot and wet .
12. Do not insert any metal object into to the heat dissipation holes / gaps, otherwise it will damage / danger the of electric shock.
13. Do not place the product on the surface or beside extreme heat condition, such as oven etc.
14. It is forbidden to use this product on an unstable / inclined platform to avoid accident such as injury or fire cause by products falling over.

16. After cooking food, there is still a lot of steam in the body. Don't open the upper cover immediately. Turn off the power and wait for a few minutes to open it to prevent steam scalding.
17. PTC heating element in the steamer shall not be direct contact with food.
18. Steamer has the dry boiling protection. If the heating PTC is out of water, the steamer will cut off and it can return to normal use after adding water.
19. The product will generate steam when it is working. Please be careful while using it.
20. Do not allow liquid to flow into the product during cleaning, and to avoid danger do not allow the power cord, plug, main body, etc. to dip in the water.
21. If the product is dry burning, please add water to the product or unplug the power supply. At this time, do not touch the heater with your hands to avoid scalding.
22. After use, there is residual heat in the body and heating plate. Be careful of scalding.
23. Please keep the surface of the heating plate clean. After using for a period of time, the dirt on the surface of the heating plate and the scale on the inner wall of the pot must be cleaned in time.

Notice! This product is only suitable for household use.

PRODUCT REVIEW



Notice :

The pictures are for referenes only, assemblies maybe different form the pirture.

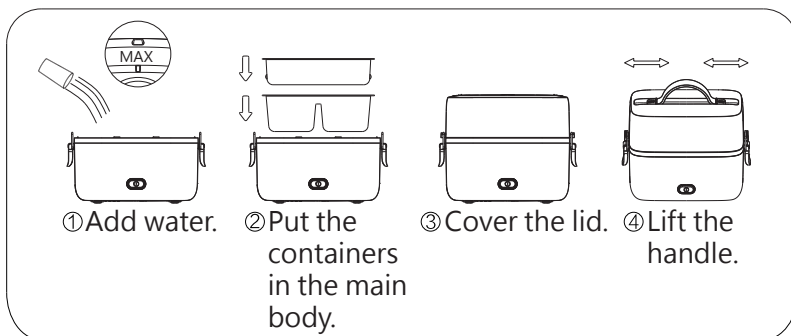
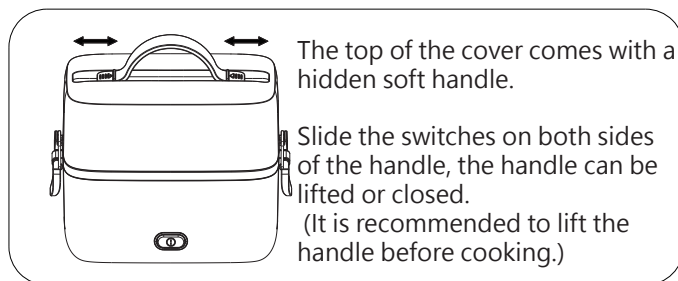
IMPORTANT TIPS

When used for the first time, there will be burning smell and slight smoke, which is normal. After using for more than ten minutes, the burning smell and smoke will disappear.

1. Before using for the first time, you should wash it thoroughly, then add water in the body, and turn on the appliance to boil the water for one or two times as to clean the body.
2. Please remove the sealing cover when cooking.
3. If the product is dry burning, please add water to the product or unplug the power supply. At this time, do not touch the heating plate with your hand to prevent scalding.
4. When the product is used, a large amount of steam will be produced and ejected from the steam port. Be careful of being scalded by steam.

5. After cooking process, there is still a lot of steam in the body. Don't open the upper cover immediately. Turn off the power and wait for a few minutes to open it to prevent steam scalding.
6. The machine has the function of heating protection. If the food needs to be cooked continuously, the machine must be cooled properly before cooking the food for the second time, otherwise the work indicator will not be on.
7. Do not immerse the machine in water or let the liquid flow into the inside of the electric lunch box to avoid danger.
8. When stainless steel products (for food contact) are used for the first time, they should be cleaned inside and outside with detergent, and then they should be washed with boiling water for more than one minute to sterilize.

FIRST USE



①



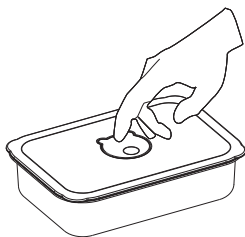
Power on, press the switch button, then the indicator light is on, indicating that the electric lunch box has started.

②

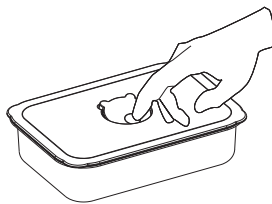


Press the switch button to turn off the electric lunch box when cooking is finished. When the water in the electric lunch box is used up, the power will be automatically cut off. The indicator light will turn off. At this time, please unplug the power cord.

Storage of food in containers:



Close the air valve for storage of food.



Before use, press the air valve on the cover to lift the cover.

Reference table of adding water and time
(For reference only, you can adjust it according to your experience.)

Compound Mode	Type of Cooked Food	Stewing Degree	Food Required	Water Required in the container (ml)	Water Required for Cooking (ml)	Time reference (minutes)	Remarks
Single-Layer	Steamed Food	Heating	Container filled with food	/	150	20	Only use a double compartment lunch box.
Double Layer				/		25	Using both layers.
Single-Layer	Raw Rice	Fully Cooked (wait for 10 minutes before opening the lid.)	1 cup of raw rice	80	150	30	Only use a single compartment lunch box.
			1.5 cup of raw rice	120			
			2 cup of raw rice	160			

CLEANING AND MAINTENANCE

1. After use, please unplug from the power socket in time.
2. Each component can be cleaned with detergent and sponge. Do not use hard steel wire to avoid damage to the surface.
3. To remove the scale of the pot, pour 20mL of white vinegar on the heating plate and soak it for 15 to 20 minutes, then rinse with clean water.
4. Do not immerse the body in water. The outer surface of the product can only be wiped with a wet towel, and must not be washed with water to avoid electric leakage and malfunction.
5. When using or moving the electric lunch box, it is necessary to handle it gently. It is strictly forbidden to move the electric lunch box with electricity on.
6. When the product is not used for a long time, please clean it, put it in the packaging box, and place it in a ventilated and dry place to prevent moisture from affecting its use.

COMMON PROBLEMS AND ANALYSIS

Indicator is off, the appliance do not work:

- Whether the power on?
- Whether the power plug plugged in?
- Whether the power socket is closed?

Notice:

If you still cannot solve these abnormal phenomenon after analysis above problems, please contact with service department. It is strictly forbidden for non-professionals to disassemble the machine.

SPECIFICATIONS

Model No.: GLB12DB

Voltage & Frequency: 220-240V~ 50-60Hz

Power : 270W

Capacity: 1.2 liters Max.

Product Dimension: 200(W) x 158(H) x130(D) mm

*** The specifications of related products may vary depending on the batch of accessories or the voltage difference in the actual use area.**

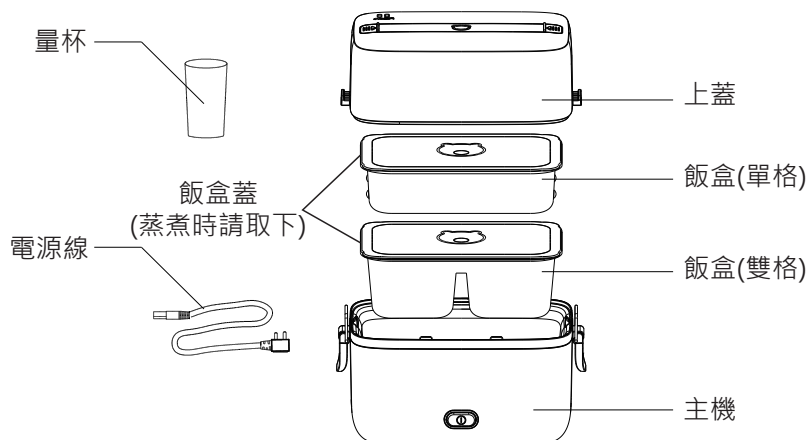
安全指引

1. 請於操作前詳閱操作指引,避免使用不當而造成損壞或危險。
2. 8歲以下兒童、傷健人仕、精神及感官受到影響及缺乏操作常識和經驗者不適宜獨立操作此產品。如需操作需有相關人仕從旁指引及對其行為安全負責。
3. 如本產品出現問題，請聯絡代理商或合資格人仕處理並不要自行對其進行維修以免發生危險。
4. 本產品只適用於家居室內操作，並不適用於商業用途及不要在濕度高的室內使用。
5. 使用前請確保插座的接地有效，同時請確認輸入電壓為220-240V~50-60Hz。
6. 如果電源線損壞，必須用專用的軟線或從其製造商 或維修部買到的專用組件來更換。
7. 操作按鍵時不可用力過猛,以防按鍵損壞。
8. 在使用過程中，若發生問題時，請先將電源插頭從插座上拔下；禁止濕手拔、插插頭，以免觸電。
9. 不可沿尖端物或鋒利邊沿來拽線、壓線或讓它懸垂下來，同時要遠離熱源和濕源。
10. 不要將金屬等異物插入散熱孔或間隙中，否則可能導致電路損壞。
11. 切勿將本產品放置在帶熱源的表面上或熱源旁，如焗爐等。
12. 禁止放置在不平或傾斜的臺面上使用本產品,避免產品容易傾倒引起傷害或火災等事故。
13. 不要在地毯、塑膠凳不耐熱的表面或者附近使用，會因蒸汽受損的物體不要放置在本產品上方。
14. 本產品不適用於兒童、精神病患者或缺乏經驗的人 使用或把玩本產品。
15. 蒸煮食物完成後，機體內還有大量蒸汽，不要立即打開上蓋，斷電等候幾分鐘再打開，以防蒸汽燙傷。
16. 請保持機器發熱盤表面清潔,使用一段時間後，需清理發熱盤表面的污垢。
17. 產品使用時會產生大量蒸汽從蒸汽口噴出，小心被蒸汽燙傷, 請務必小心。
18. 清洗時請勿讓液體流入產品內部，也不可將電源線、插頭、整機等浸入液體裏，以免發生危險。
19. 本產品內用於加熱用的PTC不可與食物直接接觸。

- 20.本產品具有熱保護功能，如水乾後工作時間未結束，加入水後可恢復正常使用。
- 21.若產品出現乾燒情況，請往鍋內加水或拔掉電源，此時切勿用手觸摸發熱零件以免燙傷。
- 22.使用後主機與發熱盤有餘熱，小心燙傷。
- 23.請保持主機發熱盤表面清潔，使用一段時間後，必須及時清理發熱盤表面的污垢及鍋身內壁水垢。

注意！ 此產品只適合家庭用途。

部件示意圖



注意:如產品圖片與實物略有不同，請以實物為準。

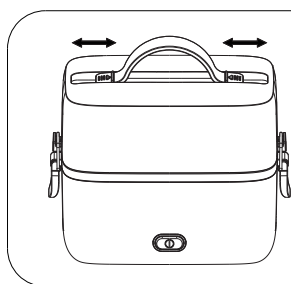
使用產品前要注意事項

首次使用時會有燒焦味及微煙產生，此乃正常現象。使用十幾分鐘後燒焦味及微煙就會消失。

- 1.當第一次使用前或者長時間沒有使用的情況下，如需要用時，應先把本產品內洗乾淨，再加適量清水，然後把水煮滾一到兩次並倒掉，以便清潔機身。
- 2.蒸煮時請務必取下不銹鋼飯盒蓋。
- 3.若產品出現乾燒情況，請往產品內加水或拔掉電源，此時切勿用手觸摸發熱盤以防燙傷。
- 4.產品使用時會產生大量蒸汽從蒸汽口噴出，小心被蒸汽燙傷。
- 5.蒸煮食物完成後，機體內還有大量蒸汽，不要立馬打開上蓋，斷電等候幾分鐘再打開，以防蒸汽燙傷。
- 6.機器具有加熱保護功能，如需要連續蒸煮食物，第二次蒸煮食物前必須讓機器適當冷卻，否則工作指示燈不亮。

- 7.清洗時請勿將機器浸入水中或讓液體流入電子飯盒內部，以免發生危險。
- 8.不銹鋼製品（食品接觸用）首次使用時需用洗潔精將其內外清潔乾淨，再用沸騰的水沖燙一分鐘以上以消毒。

便攜功能



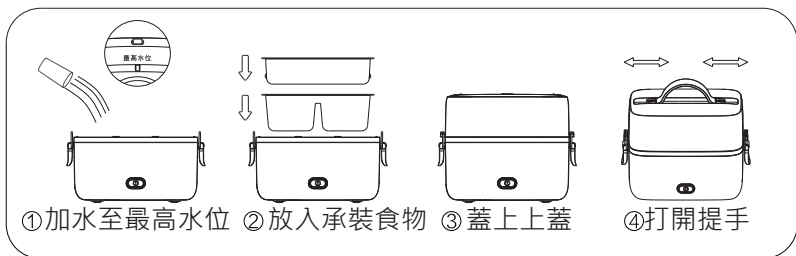
上蓋頂部自帶隱藏式軟提手，滑動提手兩側的開關，即可打開提手或者關閉提手。（蒸煮使用前建議先將提手提起）

溫馨提示：使用便攜功能提起飯盒前，請先扣好左右兩側的卡扣。

使用方法

溫馨提示：蒸煮飯菜時，請把飯盒蓋取下。

- 用量杯往機體內加入適量的水（具體參照說明書配比表，放水量不要超過最高水位刻度），把要加熱的飯菜放入附贈的兩個不銹鋼飯盒內，承裝的食物按需求分配使用，承裝食物後將飯盒放入機體內，然後蓋上上蓋，也可根據需要只放一個飯盒使用。



功能使用

①



接通電源，按下開關按鈕，此時指示燈亮，表示蒸煮飯盒已經開始工作。

②



蒸煮飯盒內水煮乾後會自動斷電，工作指示燈熄滅，蒸煮完成後，再次按下開關按鈕以停止加熱，此時請將電源線插頭拔下。

溫馨提示：

當產品加入的水量偏少，而需要加熱的食物量過多，可能出現乾燒自動斷電後，食物還沒有充分加熱的情況，此時只需繼續往機體內加水（不要超過最高水位刻度），等待指示燈亮起重新工作即可。

不鏽鋼飯盒的使用



加水量及時間參考表 (僅提供參考，您可根據使用經驗加以調整)

組合方式	蒸煮食物類別	煮熟程度	食物分量	食物內加水量 (毫升)	機體內加水量 (毫升)	蒸煮時間 (分鐘)	備註
單層使用	加熱飯菜	加熱	裝滿飯盒	/	150	20	單獨使用雙格飯盒
雙層使用				/		25	上下層同時使用
單層使用	生米	全熟 (蒸煮完成後，請焗10分鐘再打開上蓋)	1杯生米	80	150	30	單獨使用單格飯盒
			1.5杯生米	120			
			2杯生米	160			

- 1.當發生意外乾燒，達到特定溫度時產品才會自動保護斷電，為了保證安全，如您在使用過程中離開或停止使用，一定要將產品置於待機狀態，並拔出電源插頭。

常見問題分析

型號：GLB12DB

電壓：220-240V~

頻率：50-60Hz

功率：270W

容量：1.2公升 (最大)

產品尺寸: 200(W) x 158(H) x 130(D) 毫米

*相關產品的規格，可能會因配件批次或實際使用地區的電壓差異而有所不同。

請記錄下列產品資料

- 型號 _____
- 機身編號 _____
- 經銷商名稱 _____
- 購買日期 _____

本產品不斷改進中，如功能有所更改，恕不另行通知，如有疑問，請與客戶服務中心聯絡，不便之處，敬請原諒。

說明書內容以英文版本為準

ToolBox Customer Service Centre 客戶服務中心：
4/F, DCH Building, 20 Kai Cheung Road, Kowloon Bay, Hong Kong
香港九龍灣啓祥道20號大昌行集團大廈4樓

Customer Service Hotline 客戶服務熱線：(852) 8210 8210
Service E-mail 電郵地址：8210service@gilman-group.com
Please register now at 請即上網登記：www.toolbox.hk
Website 網址：www.gilman-group.com

Proudly Serviced by:



太平家庭電器