

**USB 3-LEVEL
(ION, HEPA, CARBON)
CAR AIR PURIFIER
負離子HEPA活性炭
車用空氣淨化機**

Model No./型號: GAP20BL

Please read this instruction manual carefully before use and keep it for future reference.
請在首次使用前仔細閱讀說明書並妥善保管。

Safety Instruction

Attention! When using electric tools, basic safety precautions should be followed to reduce the risk of fire, electric shock and personal injury, including the following.
Read all these instructions before operating this product and keep these instructions for future reference.

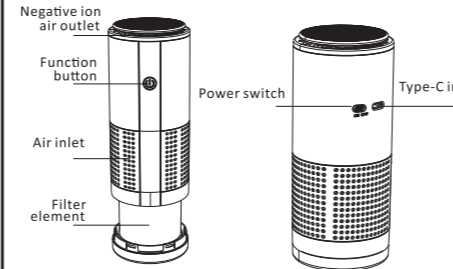
- Read and save these instruction.
- Check the voltage indicated on the rating plate. This fan is designed for USB 5V 2A and Li-ion polymer cell 10000mAh electric supply.
- Cleaning and user maintenance shall not be made by children without supervision.
- The appliance is only to be used with the power supply: 5V 2A provided with the appliance.
- Incorrect operation and improper handling can lead to faults on the appliance and injuries to the user.
- In the event of improper use or incorrect handling, no liability can be accepted for any damage that may occur.
- Do not operate the appliance if the mains cable or the mains plug show signs of damage, if the appliance has fallen on the floor or has been otherwise damaged. In such cases take the appliance to a specialist for checking and repair if necessary.
- Never remove the mains adapter & USB outlet from the socket by pulling on the mains cable, or with wet hands.

- Ensure that the mains cable does not hang over sharp edges or allow it to become trapped.
- Keep the appliance away from damp, and protect from splashes.
- Use the appliance on a flat, dry and heat resistance surface.
- Do not operate the fan in an area where gasoline painting or such flammable liquids is used or stocked.
- Do not let hair, curtains, tablecloth, clothes or other objects next to the air outlet of the fan. They could be sucked into the fan, causing damage or injuries.
- Do not use this fan in a damp area such as bathroom.
- Do not use this fan near a window.
- Use this fan only as it is describe in this manual.
- Do not try to disassemble this fan and fix it by user. If you need maintenance, please send back the fan to our After-sales Service Center.
- All components of this fan must not be replaced by the user.
- For the first time use or use after long-term storage, please fully charge the product. Please use the power adapter of 5V/2A or above which need a safety certification, and a standard charging line to charge the product.
- Before long-term storage, please fully charge the product. Please charge the battery to at least 85%. It is recommended to charge the battery every 2-3 months to extend its service life. Otherwise, the service life of the battery will be affected and the product cannot be used normally.

⚠ WARNING

- This appliance can be used by children aged from 8 years and above and persons with reduced physical, sensory or mental capabilities or lack of experience and knowledge if they have been given supervision or instruction concerning use of the appliance in a safe way and understand the hazards involved.
- Children shall not play with the appliance. Cleaning and user maintenance shall not be made by children without supervised.
- There are no serviceable parts in this unit. Do not attempt to disassemble.
- Never use this fan with any solid-state speed control device. Doing so will create fire and/or shock hazards.
- Not allow children/Baby to put finger inside the fan grilles to avoid injury/dange.
- This product is only for indoor use. It is prohibited to expose to the sun and enter the water.

Product components:



Product introduction:
This product is a mini-type air purifier with a USB interface charging method; it uses high-quality filter elements, negative ions and high-speed fans to pass through a smooth air duct, high air volume absorption and filtration, and solve all kinds of dirt floating in the air. Just a few minutes to refresh the air. Suitable for use in vehicles, homes and offices.

Product parameters:
Model number: GAP20BL
Product specifications: 68*68*160mm
Material quality: ABS/PP/silicone/ Battery voltage: 3.7V
electronic components Ion concentration: 5 × 10⁴ PCS/cm³±10%
Product weight: 230g Ozone concentration: <0.03PPm
Working voltage: DC 5V Negative ion working
Working current: 300mA (MAX) voltage: DC 5V
Application area: 10 m³ Negative ion rated power: 1W
Battery capacity: 2000mAh(18650) Made in China

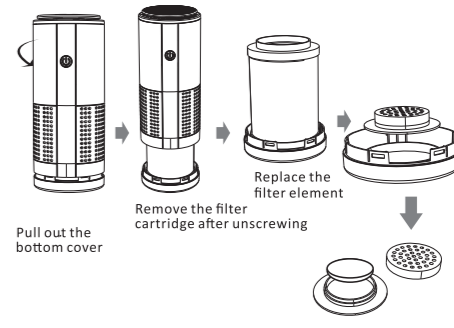
Safety instructions:
Please read the manual carefully before using the product and keep it properly. When the machine is working, it will produce a noise of about 20-30db, please take precautions. This product is not a toy. It is suitable for people over 6 years old.

Instructions for use:
Function operation: Turn the power off switch to the ON position before the product works; click the button function key, the host starts to work, the default first gear, the blue light is on; click again to switch to the second gear, and the green light is on. After three clicks, the host stops working.
Charging function and usage time: 1A charging current, about 3 hours full charge. When charging, the red light is always on, and the full charge indicator is off. It can be used for 10 hours when fully charged.

Note:
1. It is forbidden to throw the product into water or discard it at will. There is a risk of spontaneous combustion when entering water. Please avoid exposure to the sun in high temperature environments.
2. When cleaning the product, please do not rinse directly with a tap to avoid the possibility of product short circuit. It is recommended to wipe with a soft cotton cloth
3. It is recommended that the product filter element be replaced after every 6-9 months of use.
4. If the product is not used for a long time, please turn the power off switch to the OFF position.

Product standard configuration:
one air purifier, one data cable, one manual, one filter element, one fragrant slice.

How to replace the filter element and add fragrant chips:



重要安全事項:

注意:當使用此產品時,應遵循基本的安全預防措施,以減少火災,觸電和人身傷害的風險,包括以下內容:

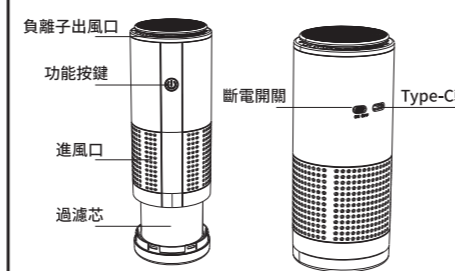
- 閱讀並保存此說明書。
- 檢查銘牌上標示的電壓。本產品應在DC 5V/2A 的電力供應中使用。
- 兒童不得在沒有監督的情況下進行清潔和維護。
- 本產品只可與該產品所設置的供電裝置一起使用。
- 不正確的操作和不當的操作可能會導致設備故障和用戶受傷。
- 如果使用不當或操作不當,任何可能發生的損壞都不承擔任何責任。
- 如電線或插線位有損壞痕跡,則不要操作本產品。在這種情況下如有必要,可將本產品交給專業人員進行檢查和維修。
- 切勿拉扯電線或用濕手將電源插頭從插座上拔下。
- 確保電源線不應掛在有鋒利邊緣的地方。
- 防止本產品受潮,本產品不能被水濺濕。
- 不要讓6歲以下的兒童接觸到設備及電源線。
- 該產品請在平坦、乾燥和燥熱的表面使用。
- 不要在有汽油、油漆或易燃液體的地方使用。
- 不要讓頭髮、窗簾、桌布、衣服或其他物品靠近風扇的出風口。他們有可能被吸進風扇而造成損傷或受傷。

- 不要在浴室等潮濕地方使用該產品。
- 不要在窗戶上用該產品。
- 請按此手冊使用該產品。
- 不要試圖拆卸此產品進行維修,如果要維修,請將該產品送回我們的售後服務中心。
- 該產品所有部件不能隨意讓用戶自行替換。
- 首次使用或長期存放後使用,請將產品充滿電,請使用經過安全認證的5V/2A及以上的電源適配器和標配的充電線給產品充電
- 長期存放前,請將產品充滿電,請至少將電池充電至85%,並建議每2-3個月充電一次,以延長電池使用壽命,否則會影響電池使用壽命,導致產品不能正常使用

⚠ 警告

8歲以上的兒童、身體、感官、智力比較弱、欠經驗和知識的人士,在經過指導說明安全使用方法和知道可能的危險性,可以使用本機。兒童不可以把玩本產品,清潔和維修不可給兒童處理。次產品沒有可移除部件。請不要自信拆卸。本產品切勿與任何悶熱速度控制裝置使用,以免造成火災或短路危險禁止幼兒/兒童伸手指進風扇網內,以免發生危險傷害。

產品部件:



產品介紹:
該產品是一款迷你型空氣淨化器,是USB介面充電管道;採用高品質濾芯,負離子配合高速風扇通過流暢的風道,大風量吸收過濾,解決潔淨在空氣中的各種污物,只需幾分鐘煥新空氣。適合車載、家居、辦公場所使用。

產品參數:
產品型號: GAP20BL 離子濃度: 5 × 10⁴ PCS/cm³±10%
產品規格: 68*68*160mm 臭氧濃度: <0.03PPm
材質: ABS/PP/矽膠/電子元件 負離子工作電壓: DC 5V
產品重量: 230g 負離子額定功率: 1W
工作電壓: DC 5V 產地: 中國
材質: ABS/PP/矽膠/電子元件 電池電壓: 3.7V
適用面積: 10m³
電池容量: 2000mAh

安全須知:
使用產品前請仔細閱讀說明書,並妥善保管。本機工作時會產生20-30db左右的噪音,請注意防範。本產品不是玩具,使用人群適合6周歲以上人員。

使用說明:

功能操作:
產品工作前將斷電開關撥到ON位置;按一下按鍵功能鍵,主機開始工作默認一檔,藍燈亮;再次按一下,切換二檔,綠燈亮。三次按一下主機停止工作。

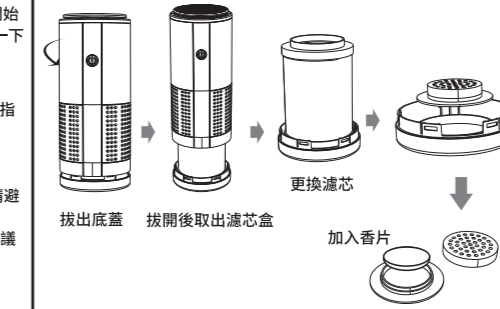
充電功能和使用時間:
充電電流1A,充滿電大約3小時。充電時指示燈紅燈常亮,充滿電指示燈滅充滿電可使用10小時。

產品介紹:

- 禁止將產品拋入水中,或隨意丟棄。進水有起水自然的風險,請避免在高溫環境下暴露。
- 清潔產品時,請不要用水龍頭直接沖洗,避免產品短路可能,建議使用柔軟棉布擦拭。
- 建議產品濾芯在每使用6-9個月之後更換一次。
- 產品長時間不用,請把斷電開關撥到OFF位置。

產品標配:
主機一台、數據線一條、說明書一份、濾芯一個、香片一片。

濾芯更換方法和添加香片:




請記錄下列產品資料

型號 Model No. _____
機身編號 Serial No. _____
經銷商名稱 Dealer: _____
購買日期 Date of Purchase: _____
發票編號 Invoice No. _____

本產品不取費中,如功能有更改,恕不另行通知。
如有損壞,請與經銷商或原廠聯繫,恕不負責。保留權利。
The product specifications may be changed without prior notice.
Please contact customer service for details if necessary.

如發現有任何歧義或不一致之處,請以英文版本為準。
If there is any inconsistency or ambiguity between the English version and the Chinese version, the English version shall prevail.

保養登記 Warranty Registration 小電維修服務-自備維修服務點-Collection Points



請在以下地址註冊
Register your product online
www.dch-toolbox.com

Gilman **DCH ToolBox**
客戶服務中心 DCH ToolBox Customer Service Centre
地址: 中國廣東省深圳市龍崗區龍崗鎮龍崗大道1111號1111室
電話: 0755-8111 8111
客戶服務專線 Customer Service Hotline: 0511 8111 8111
中國廣東省龍崗區龍崗鎮龍崗大道1111號1111室
電話: 0755-8111 8111